

Tutorial



**To navigate through this Tutorial use your
mouse,
or Page Up key or Page Down key**

Standard Mandatory DOD Notice and Consent Banner
Dated/Effective: November 2, 2007

You are accessing a U.S. Government (USG) information system (IS) that is provided for USG-authorized use only.

By using this IS, you consent to the following conditions:

- The USG routinely monitors communications occurring on this IS, and any device attached to this IS, for purposes including, but not limited to, penetration testing, COMSEC monitoring, network defense, quality control, and employee misconduct, law enforcement, and counterintelligence investigations.
- At any time, the USG may inspect and/or seize data stored on this IS and any device attached to this IS.
- Communications occurring on or data stored on this IS, or any device attached to this IS, are not private. They are subject to routine monitoring and search.
- Any communications occurring on or data stored on this IS, or any device attached to this IS, may be disclosed or used for any USG-authorized purpose.
- Security protections may be utilized on this IS to protect certain interests that are important to the USG. For example, passwords, access cards, encryption or biometric access controls provide security for the benefit of the USG. These protections are not provided for your benefit or privacy and maybe modified or eliminated at the USG's discretion.

Okay Cancel



Go to www.emall.dla.mil
After reading the consent banner,
click **Okay**.



Account

User name

Password

[Login](#)

- [Forgot your password?](#)
- [New user registration](#)
- [Shop as Guest](#)

Welcome to DOD EMALL!

Important 8.0 Login Information

NEW PASSWORD REQUIRED: Click on the "Forgot Your Password?" link to reset your password.

DOD EMALL has implemented the new DOD strong password requirements. Your old password will no longer work. You must create a new one following the new rules. Clicking on the forgotten password link will cause an e-mail to be sent to the address in your user profile. This e-mail will contain an Internet link with instructions. The Internet link must be used within one hour of being received. Please feel free to contact our Help Desk if you need assistance.

General Information

- [Contacting the Help Desk](#)
- [Accessibility Statement](#)
- [DOD EMALL Training](#)
- [Supplier's Corner](#)
- [DOD EMALL Supplier's List](#)
- [Learn More about DOD EMALL](#)
- [DOD EMALL Policy Statements](#)
- [DOD EMALL Events](#)

Click on "New user registration" to begin creating your new account.

Use of the DOD EMALL requires [Internet Explorer 6.0+](#) or [Mozilla Firefox 1.3+](#) with cookies, pop-ups, and JavaScript enabled. This is a government web site that is subject to [monitoring](#). Viewing documents on the DOD EMALL requires [Adobe Acrobat Reader](#).



Potential Connectivity Issues



» Home » Registration

You are not logged in.

✓ 1: Registration Type | ⇨ 2: Options | ⇨ 3: Instructions | ⇨ 4: Account Information | ⇨ 5: Summary | ⇨ 6: Special Permissions | ⇨
7: Express Settings | ⇨ 8: Confirmation

User Registration Type

Please Select the One that Applies:



- I am a U.S. Government Employee.
- I am a Government Contractor.
- I am a U.S. State User Under a Federal Program.

Continue

Cancel

Use of the DOD EMALL requires [Internet Explorer 6.0+](#) or [Mozilla Firefox 1.3+](#) with cookies, pop-ups, and JavaScript enabled.
This is a government web site that is subject to [monitoring](#). Viewing documents on the DOD EMALL requires [Adobe Acrobat Reader](#).

Copyright 2008. DOD EMALL. All Rights Reserved.
Version 8.0

Select the appropriate radio button
that applies to you. Then hit
Continue.



✓ 1: Registration Type | → 2: Options | → 3: Instructions | → 4: Account Information | → 5: Summary | → 6: Special Permissions | → 7: Express Settings | → 8: Confirmation

User Registration Options

Please Select Any that Apply (If none apply, leave all options blank):

- I have a Government Purchase Card, or the authority to spend money on behalf of my organization.
- I am a Foreign National.
- I am going to shop for the Non-Appropriated Funds (NAF) program.

Continue

Back

Cancel



DOD EMALL requires [Internet Explorer 6.0+](#) or [Mozilla Firefox 1.3+](#) with cookies, pop-ups, and JavaScript enabled. This is a government web site that is subject to [monitoring](#). Viewing documents on the DOD EMALL requires [Adobe Acrobat Reader](#).

Copyright 2008. DOD EMALL. All Rights Reserved.
Version 8.0

Click this box if you have a Government Purchase Card or authority to spend money on behalf of your organization (MILSTRIP Fund Code would be an example). This will make you an **orderer**.

NOTE: If you do NOT have purchasing authority leave all blocks blank. You will be able to browse, shop, create Shopping Carts, send carts, but will not be authorized to finalize an order. This will make you a **shopper**.



✓ 1: Registration Type | ✓ 2: Options | → 3: Instructions | ⇌ 4: Account Information | ⇌ 5: Summary | ⇌ 6: Special Permissions | ⇌ 7: Express Settings | ⇌ 8: Confirmation

User Registration Instructions for U.S. Government Shopper

You Will Need the Following Information to Complete Registration:

You will need to enable pop-ups in your browser to successfully complete the registration process.

U.S. Government Employee

Register with a valid U.S. Government email address and DOD or Federal Activity Address Code (DODAAC or AAC). Immediate access is granted.

Print

Continue

Back

Cancel

Use of the DOD EMALL requires [Internet Explorer 6.0+](#) or [Mozilla Firefox 1.3+](#) with cookies, pop-ups, and JavaScript enabled. This is a government web site that is subject to [monitoring](#). Viewing documents on the DOD EMALL requires [Adobe Acrobat Reader](#).

Copyright 2008. DOD EMALL. All Rights Reserved.
Version 8.0

These are the instructions for a U.S. Government shopper. No payment information will be asked for.



✓ 1: Registration Type | ✓ 2: Options | → 3: Instructions | ⇨ 4: Account Information | ⇨ 5: Summary | ⇨ 6: Special Permissions | ⇨ 7: Express Settings | ⇨ 8: Confirmation

User Registration Instructions for U.S. Government Orderer

You Will Need the Following Information to Complete Registration:

You will need to enable pop-ups in your browser to successfully complete the registration process.

U.S. Government Orderer

Register with a valid U.S. Government email address and DOD or Federal Activity Address Code (DODAAC or AAC). For credit card ordering, present a valid Government Purchase Card number. Immediate access is granted. If you have a non-standard Government Purchase Card, access the Permissions tab and follow the instructions. If MILSTRIP Fund Code is desired as a form of payment, access the Permissions tab and follow the instructions. You will not be authorized to access the system until you have presented a valid form of payment.

Print Continue Back Cancel



Use of the DOD EMALL requires [Internet Explorer 6.0+](#) or [Mozilla Firefox 1.3+](#) with cookies, pop-ups, and JavaScript enabled. This is a government web site that is subject to [monitoring](#). Viewing documents on the DOD EMALL requires [Adobe Acrobat Reader](#).

Copyright 2008. DOD EMALL. All Rights Reserved.
Version 8.0

These are the instructions for a U.S. Government orderer. Payment information is required in the next screens.



✓ 1: Registration Type | ✓ 2: Options | ✓ 3: Instructions | ➔ 4: Account Information | ➔ 5: Summary | ➔ 6: Special Permissions | ➔ 7: Express Settings | ➔ 8: Confirmation

User Registration Information for U.S. Government Orderer

To register for the DOD EMALL you must provide all the information marked as 'required' on this page. The required fields are marked with an *.

At any time you may save the information you have entered but you must at a minimum complete the Contact and Account Information sections and enter a department in Organization Information. You may then press "Save" to save your work so far. To return to registration, go to the DOD EMALL Home Page and login and you may begin where you left off. *

Contact Information

First Name*:

Initial:

Last Name*:

Email*:

Confirm Email*:

Commercial Phone*:

DSN Phone:

All fields marked with an asterisk (*) are required.

If you checked the box to have authority to spend funds, follow instructions to register as an Orderer.

Account Information

Rules for Entering a User ID.

- User IDs are 1 to 75 characters long.
- User IDs may contain letters and numbers only: A-Z, a-z, 0-9.
- User IDs may not contain spaces or punctuations.
- User IDs may not be an account name previously used.


User ID*:

Rules for Entering a Password.

- Passwords must be changed every sixty (60) days.
- Passwords must be at least 15 characters long.
- Passwords can be changed only once in a 24-hour period.
- Passwords cannot contain English words of 3 or more letters.
- Passwords cannot have consecutive identical characters.
- New password must differ from the previous password by at least 4 characters.

Rules for Entering a User ID.

- User IDs are 1 to 75 characters long.
- User IDs may contain letters and numbers only: A-Z, a-z, 0-9.
- User IDs may not contain spaces or punctuations.
- User IDs may not be an account name previously used.


 User ID*:

Password*:

Confirm Password*:

User ID = your logon name

Rules for Entering a Password.

- Passwords must be changed every sixty (60) days.
 - Passwords must be at least 15 characters long.
 - Passwords can be changed only once in a 24-hour period.
 - Passwords cannot contain English words of 3 or more letters.
 - Passwords cannot have consecutive identical characters.
 - New password must differ from the previous password by at least 4 characters.
 - Spaces are not allowed at the end of a password.
 - Passwords must have at least the following:
 - Two or more upper case letters: A-Z.
 - Two or more lower case letters: a-z.
 - Two or more numeric digits: 0-9.
 - Two or more special characters: !, @, #, \$, %, ^, *, (, or).
- 

Organization Information

Department*: 

Service / Agency of Assignment*:

Major Command*:

Unit of Assignment:

Duty Station/City*:

State (US):

Province (non-US):

* Either State or Province is required for US

Postal Code*:

* Postal Code is required for US

Country*:

Use the drop down menus to select the appropriate organization information.

Supervisor Information

Supervisor's Name*:

Supervisor's Phone Number*:

Supervisor's Email*:

Payment Information

I am Authorized to Pay Using a Government Purchase Card

DOD EMALL Users using a Government Purchase Card can register online and have immediate access to browse the DOD EMALL, build shopping carts and order products using a credit card.

Government Purchase Card#*: 4716111111111110

Expiration Date (Month/Year)*: 7 / 2010

I am Authorized to Pay Using MILSTRIP Fund Code

DOD EMALL Users using MILSTRIP Fund Code as their form of payment can only register online and build shopping carts until they fax the MILSTRIP Fund Code special permission form that can be completed in the next step to the DOD EMALL Registration desk and receive authorization. This will require acknowledgment that you will create and maintain appropriate financial records via signature by your supervisor.

I am Authorized to Pay Using a Non Standard Government Purchase Card

DOD EMALL Users using a Non Standard Government Purchase Card as their form of payment can only register online and will not have immediate access to browse the DOD EMALL and build shopping carts until they fax the Non Standard Government Purchase Card special permission form that can be completed in the next step to the DOD EMALL Registration desk and receive authorization. This will require acknowledgment that you will create and maintain appropriate financial records via signature by your supervisor.

You must enter a valid GPC # to have immediate purchasing ability.

DODAAC Information

All registrants must enter a valid DODAAC/UIC. DODAACs beginning with GY or GZ are for use in GSA Advantage and cannot be used on DOD EMALL. If you do not have a valid DODAAC, non-contractor registrants can use the generic DODAAC SP5200 but must enter an In-the-Clear shipping address in Express Settings found under "My Account" under the Admin tab.

Contractor registrants must enter a contractor-specific DODAAC provided by their contracting officer.

DODAAC*: SP5200

[Look up DODAAC by ZIP code](#)

Enter your Department of Defense Activity Address Code (DODAAC).

Account Options

- Receive confirmation by email when you place orders**
- Receive status reports on your orders by email**
- Receive notification by email when your order is shipped**
- Receive receipt messages by email**

Select "Save" to save the information you have entered so far. Select "Save and Continue" to save the information you entered and continue with registration. Select "Back" to re-select registration type. If you don't wish to save any information, you may just select "Cancel" to go to the DOD EMALL main page.


Save

Save & Continue

Back

Cancel



 The account REGISTRATIONDEMOSLIDES has been saved..

✓ 1: Registration Type | ⇨ 2: Options | ✓ 3: Instructions | ✓ 4: Account Information | → **5: Summary** | ⇨ 6: Special Permissions | ⇨ 7: Express Settings | ⇨ 8: Confirmation

User Registration Summary for U.S. Government Orderer

Review Your Information for Accuracy:

Review the information you have provided. If you need to make corrections click the back button.

Contact Information

First Name: Kara
Initial:
Last Name: Cronin
Email: kara.cronin@us.ibm.com
Commercial Phone: 703-284-4986
DSN Phone:

Account Information

User Id: REGISTRATIONDEMOSLIDES

Organization Information

Department: Department of Defense
Service / Agency of Assignment: Defense Logistics Agency
Major Command: DLIS
Unit of Assignment: n/a
Duty Station/City: Battle Creek
State: Michigan
Postal Code: 49017
Country: United States

The tab highlighted lets you know where you are in your registration process. Review your summary and hit **Continue** at the bottom of the screen.

Organization Information

Department: Department of Defense
Service / Agency of Assignment: Defense Logistics Agency
Major Command: DLIS
Unit of Assignment: n/a
Duty Station/City: Battle Creek
State: Michigan
Postal Code: 49017
Country: United States

Supervisor Information

Supervisor's Name: Sheila Zimmerman
Supervisor's Phone Number: 269-961-4050
Supervisor's Email: sheila.zimmerman@dla.mil

Payment Information

I am Authorized to Pay Using MILSTRIP

DODAAC Information

DODAAC: SP5200

Account Options

- Receive confirmation by email when you place orders**
- Receive status reports on your orders by email**
- Receive notification by email when your order is shipped**
- Receive receipt messages by email**

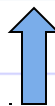
Select the **Back** button if you need to change any information. Otherwise, hit **Continue**.

Select "Continue" if you have reviewed this information and have found it to be correct. Select "Back" if you would like to change your information. If you don't wish to continue with registration, you may just select "Cancel" to go to the DOD EMALL main page.

Continue

Back

Cancel



Use of the DOD EMALL requires [Internet Explorer 6.0+](#) or [Mozilla Firefox 1.3+](#) with cookies, pop-ups, and JavaScript enabled. This is a government web site that is subject to [monitoring](#). Viewing documents on the DOD EMALL requires [Adobe Acrobat Reader](#).



✓ 1: Registration Type | ✓ 2: Options | ✓ 3: Instructions | ✓ 4: Account Information | ✓ 5: Summary | → 6: Special Permissions | → 7: Express Settings | → 8: Confirmation

Special Permissions for U.S. Government Orderer

To view the explanation about a permission, please click on the permission name. If you have any questions, you may call the help desk at 1-877-352-2255.

Required Permissions

These permissions are Required for your user type. Please request these permissions at this time.

[MILSTRIP Fund Code Payment](#)

Request

Granted Permissions

These are the permissions that you currently have.

[NSN Catalogs Visible](#)

Remove

Requested Permissions

These are the permissions that you have requested.

Available Permissions

These are additional permissions that you may apply for.

[Business Objects Access](#)

Request

[CIL/CRD/PRL Admin](#)

Request

[Contracting Officer](#)

Request

[Corporate Credit Card](#)

Request

Required Permissions are based on what options you selected on previous screens. Use the **Back** button at the bottom of the screen if it is incorrect, otherwise click the **Request** button.



MILSTRIP/FEDSTRIP Authorization

If you are planning to pay for your DOD EMALL orders using a MILSTRIP fund code, you should apply for this special permission. It will require you to support your request by faxing us your request form with your supervisor's contact information and signature.

Specific instructions about filling out the form.

1. Complete the form as instructed.
2. Sign the form.
3. Receive all the signatures that the form requires.
4. Mail or fax this form to the Registration Authority below

DOD EMALL Registration Authority, DLIS-TA
74 Washington N. Suite 7
Battle Creek, MI 49037-3084
Commercial FAX: 269-961-5925
DSN FAX: 661-5925

After your request has been processed, you will receive an email when your authorization has been activated.

If you have questions, please call DOD EMALL Support at 1-877-352-2255.

Name: Kara Cronin
Email: kara.cronin@us.ibm.com
Commercial Phone: 703-284-4986
DSN Phone:
User ID: REGISTRATIONDEMOSLIDES
Department: Department of Defense
Service/Agency of Assignment: Defense Logistics Agency
Major Command: DLIS
Unit of Assignment:
Duty Station/City: Battle Creek
State/Province: Michigan
Postal Code: 49017
Country: United States
Fund Code*:

Read the instructions and complete the form further down the screen. If you do not know all the required information, you can come back to your registration at a later date by clicking on **Continue Registration**.

DOD EMALL Registration Authority, DLIS-TA
74 Washington N. Suite 7
Battle Creek, MI 49037-3084
Commercial FAX: 269-961-5925
DSN FAX: 661-5925

After your request has been processed, you will receive an email confirmation that your authorization has been activated.

If you have questions, please call DOD EMALL Support at 1-877-352-2255.

Name: Kara Cronin
Email: kara.cronin@us.ibm.com
Commercial Phone: 703-284-4986
DSN Phone:
User ID: REGISTRATIONDEMOSLIDES
Department: Department of Defense
Service/Agency of Assignment: Defense Logistics Agency
Major Command: DLIS
Unit of Assignment:
Duty Station/City: Battle Creek
State/Province: Michigan
Postal Code: 49017
Country: United States
Fund Code*:
Supplemental Address:
Supervisor's Name: Sheila Zimmerman
Supervisor's Phone: 269-961-4050
Supervisor's Email: sheila.zimmerman@dla.mil

Fill in the blanks and click **Request and Print**. Only fields with the red asterisk are required.


I am authorized by my organization to request products be ordered for my organization using a valid MILSTRIP Fund Code, and I am requesting to do the same on DOD EMALL. I have provided the required signatures below. I certify that the above information is true and that I am currently employed by the organization that appears on this letterhead.

Requester's Signature

Supervisor's Name

Cancel

Request and Print



Use of the DOD EMALL requires [Internet Explorer 6.0+](#) or [Mozilla Firefox 1.3+](#) with cookies, pop-ups, and JavaScript enabled. This is a government web site that is subject to [monitoring](#). Viewing documents on the DOD EMALL requires [Adobe Acrobat Reader](#).

Print Close

MILSTRIP/FEDSTRIP Authorization

Specific instructions about filling out the form.

1. Complete the form as instructed.
2. Sign the form.
3. Receive all the signatures that the form requires.
4. Mail or fax this form to the Registration Authority below.

DOD EMALL Registration Authority, DLIS-TA
74 Washington N. Suite 7
Battle Creek, MI 49037-3084
Commercial FAX: 269-961-5925
DSN FAX: 661-5925

After your request has been processed, you will receive an email confirmation that your authorization has been activated.

If you have questions, please call DOD EMALL Support at 1-877-352-2255.

Name: Kara Cronin
Email: kara.cronin@us.ibm.com
Commercial Phone: 703-284-4986
DSN Phone:
User ID: REGISTRATIONDEMOSLIDES
Department: Department of Defense
Service/Agency of Assignment: Defense Logistics Agency
Major Command: DLIS
Unit of Assignment:
Duty Station/City: Battle Creek
State/Province: Michigan
Postal Code: 49017
Country: United States
Fund Code: xp
Supplemental Address: TEST00
Supervisor's Name: Sheila Zimmerman
Supervisor's Phone: 269-961-4050
Supervisor's Email: sheila.zimmerman@dla.mil

I am authorized by my organization to request products be ordered for my organization using a valid MILSTRIP Fund Code, and I am requesting to do the same on DOD EMALL. I have provided the required signatures below. I certify that the above information is true and that I am currently employed by the organization that appears on this letterhead.

Print the completed form, obtain the necessary signatures at the bottom and fax into the DOD EMALL Registration Authority.



✓ 1: Registration Type | ✓ 2: Options | ✓ 3: Instructions | ✓ 4: Account Information | ✓ 5: Summary | → 6: Special Permissions | → 7: Express Settings | → 8: Confirmation

Special Permissions for U.S. Government

To view the explanation about a permission, click on the link. For more information, call the help desk at 1-877-352-2255.

Required Permissions

These permissions are Required for you.

Granted Permissions

These are the permissions that you have been granted.

[NSN Catalogs Visible](#)

Requested Permissions

These are the permissions that you have requested.

[MILSTRIP Fund Code Payment](#)

Available Permissions

These are additional permissions that you may apply for.

[Business Objects Access](#)

Request

[CIL/CRD/PRL Admin](#)

Request

[Contracting Officer](#)

Request

[Corporate Credit Card](#)

Request

After submitting your Special Permission request, it will move from the *Required Permissions* section to *Requested Permissions*. If needed, you can return to this screen to Re-Request or Remove the Special Permission request by using the **Continue Registration** button at the top right.



These are additional permissions that you may apply for.

[Business Objects Access](#)

Request

[CIL/CRD/PRL Admin](#)

Request

[Contracting Officer](#)

Request

[Corporate Credit Card](#)

Request

[DDE Through MOES Access](#)

Request

[DHS BPA or IDIQ Contract Orderer](#)

Request

[Government Purchase Card Payment](#)

Request

[Long Line Of Accounting \(Account Line\) Payment](#)

Request

[NAF MWR Catalogs Visible](#)

Request

[NAVFAC User](#)

Request

[Non-Standard Government Purchase Card Payment](#)

Request

[State Purchase Card Payment](#)

Request

[Supplier User Can See All Orders To Same CAGE Or DUNS](#)

Request

[Supply Center User For ODM](#)

Request

Other Permissions

These are additional Access Options that you may apply for.

[Change DODAAC List](#)

Request

Request other Special Permissions as needed, or hit **Continue** to save the information and proceed.

Select "Continue" to save the information you entered. Select "Go Back" to re-select registration type. If you don't wish to save any information, you may just select "Cancel" to go to the DOD EMALL main page.



Continue

Back

Cancel



- ✓ 1: Registration Type
- ✓ 2: Options
- ✓ 3: Instructions
- ✓ 4: Account Information
- ✓ 5: Summary
- ✓ 6: Special Permissions
- 7: Express Settings**
- ⇒ 8: Confirmation

Express Settings for U.S. Government Orderer

The data you enter here is optional. If entered, it will be saved as your default Express Settings information. When you access your account, you may add additional information or change your default values. The information entered here will be inserted into your orders automatically when you proceed to Checkout. No settings are mandatory here, although some are mandatory in Checkout. In Checkout, you can always change your order parameters from what you have entered here.

Credit Card Payment Options

Credit Card Label:

Credit Card Number:

Credit Card Type: -- Select Card Type --

Credit Card Expiration Date: Month / Year

Credit Card Holder Name:

Business Name:

Billing Address 1:

2:

3:

City:

State: -- Select Your State --

Province (Non US):

Postal Code:

Country: -- Select Your Country --

Express Settings allow you to store your payment and shipping information to expedite checkout if desired. They are optional.

MILSTRIP Fund Code Payment Options

MILSTRIP Fund Code Payment Options

Fund Code:
Signal Code:
Supplemental Address:

The following options only apply to items ordered from DLA depot stock and paid by MILSTRIP.

Media/Status Code:
Demand Code:
Distribution Code:

Depot Shipping Options

These options only apply to items ordered from DLA depot stock.

Priority:
Advice Code:
Project Code:

RDD 999 Checking this box will cause "999" to be inserted into your MILSTRIP Fund Code requisition, indicating that the requirement is urgent.

Here are more options to save information further down in Express Settings. Again, this is optional.

Shipping Options

Mark for / Attention (DODAAC):

DODAAC:

[Look up DODAAC by ZIP code](#) Check the addresses associated with DODAAC: [SP5200](#)

Address Label:

Mark for / Attention (In the clear):

Business Name:

Shipping Address 1:


2:

3:

City:

Hit **Continue** at the bottom of the screen when you are done to save your work.



 Express settings created for: REGISTRATIONDEMOSLIDES. The user will need to log out and log back in for the changes to be visible throughout the application.

✓ 1: Registration Type | ✓ 2: Options | ✓ 3: Instructions | ✓ 4: Account Information | ✓ 5: Summary | ✓ 6: Special Permissions | ✓ 7: Express Settings | → **8: Confirmation**

User Registration Complete for U.S. Government Orderer

You have completed your DOD EMALL registration. If you would like to make revisions to the information in your user profile, select "My Account" from the menu on the upper right hand side of the screen. Thanks for registering!

[Return to Homepage](#)



noreply@prod.dodonline.net

04/16/2008 03:11 PM

Default custom expiration date of
04/16/2009

To: Kara Cronin/Fairfax/IBM@IBMU
cc:
bcc:
Subject: DOD EMALL Orderer Registration

The statement to the left indicates you have successfully registered as an orderer. You will also receive a confirmation email.

You registered as an orderer on the DOD EMALL, but did not enter credit card information. To complete the process of becoming an orderer, you must go to the special permission screen for your account and request the appropriate special permission (non-standard US Government Purchase Card, Corporate Credit Card, State Government Purchase Card or MILSTRIP Fund Code). If you have questions or problems, please contact the Help Desk at 1-877-DLA-CALL / 1-877-352-2255, or email questions to dod-emallsupport@dla.mil



General Information

- ▶ [Contacting the Help Desk](#)
- ▶ [Accessibility Statement](#)
- ▶ [DOD EMALL Training](#)
- ▶ [Supplier's Corner](#)
- ▶ [DOD EMALL Supplier's List](#)
- ▶ [Learn More about DOD EMALL](#)
- ▶ [DOD EMALL Policy Statements](#)
- ▶ [DOD EMALL Events](#)

Welcome to DOD EMALL!

Important 8.0 Login Information

NEW PASSWORD REQUIRED: Click on the "Forgot Your Password?" link to reset your password.

DOD EMALL has implemented the new DOD strong password requirements. Your old password will no longer work. You must create a new one following the new rules. Clicking on the forgotten password link will cause an e-mail to be sent to the address in your user profile. This e-mail will contain an Internet link with instructions. The Internet link must be used within one hour of being received. Please feel free to contact our Help Desk if you need assistance.

Until DOD EMALL Access Control has authorized the MILSTRIP Fund Code special permission, user will be treated as a Guest as shown here. However, user can access Account Information and the registration screens by clicking on **Continue Registration**. If user registered with only a GPC, or as a shopper, *immediate access* would be granted.

Use of the DOD EMALL requires [Internet Explorer 6.0+](#) or [Mozilla Firefox 1.3+](#) with cookies, pop-ups, and JavaScript enabled. This is a government web site that is subject to [monitoring](#). Viewing documents on the DOD EMALL requires [Adobe Acrobat Reader](#).



Account

User name

Password

[Login](#)

- [Forgot your password?](#)
- [New user registration](#)
- [Shop as Guest](#)

General Information

- [Contacting the Help Desk](#)
- [Accessibility Statement](#)
- [DOD EMALL Training](#)
- [Supplier's Corner](#)
- [DOD EMALL Supplier's List](#)
- [Learn More about DOD EMALL](#)
- [DOD EMALL Policy Statements](#)
- [DOD EMALL Events](#)

Welcome to DOD EMALL!


Important 8.0 Login Information



Congratulations!

**You have completed the
Registration Process. You
are now ready to login and
begin your **V8.0 DOD EMALL**
shopping experience.**

Use of the DOD EMALL requires [Internet Explorer 6.0+](#) or [Mozilla Firefox 1.3+](#) with cookies, pop-ups, and JavaScript enabled. This is a government web site that is subject to [monitoring](#). Viewing documents on the DOD EMALL requires [Adobe Acrobat Reader](#).



DOD EMALL

www.emall.dla.mil

Please view other EMALL On-Line Tutorials:

- Registration**
- Account Options**
- Searching Catalog and Results**
- Power Shopping**
- Your Shopping Cart**
- Checkout Options**
- And MORE...**

**Thanks for
taking our Tour
And
unlocking the
POWER of v8.0!**



**If you need assistance
please call
EMALL Help Desk
DOD EMALL Customer
Service Only:
1-877-DLA-CALL
1-877-352-2255
OCONUS Users
1-269-961-7766
DSN 661-7766**

Email

dod-emallsupport@dlamail.mil